



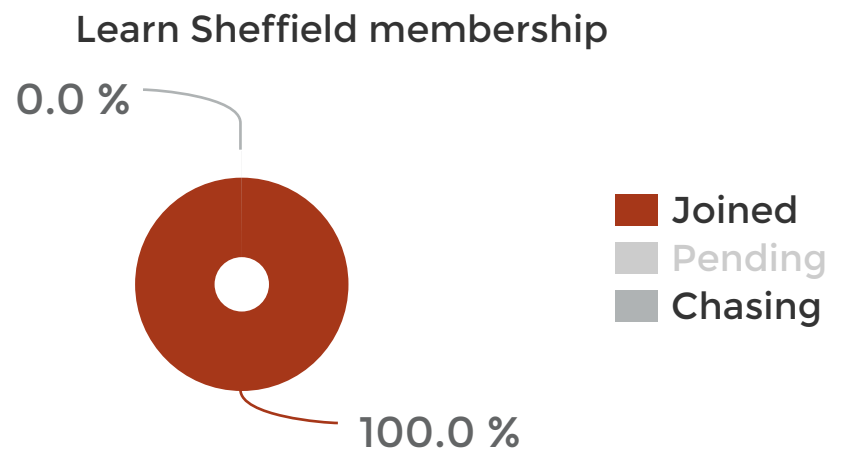
Partnership Working

Objective: Stronger partnership working across and between sectors and stakeholders (including Sheffield City Council) impacts positively on outcomes for children and schools.

- ✓ Evidence base for improved partnership working.
- ✓ All schools and colleges to be members.



- Number of members is 176, which is 100% of schools.
- All sectors will complete the process of categorisation in accordance with the school improvement strategy for the second time this half term.



School Inspection Outcomes

Objective: The profile of Sheffield schools and other settings is improving so that the city's performance reaches and exceeds that of statistical neighbours and national averages.

- ✓ Positive trend continues
- ✓ Gap to national is closing
- ⚠ Remains amber due to relative position/ranking & some inadequate outcomes

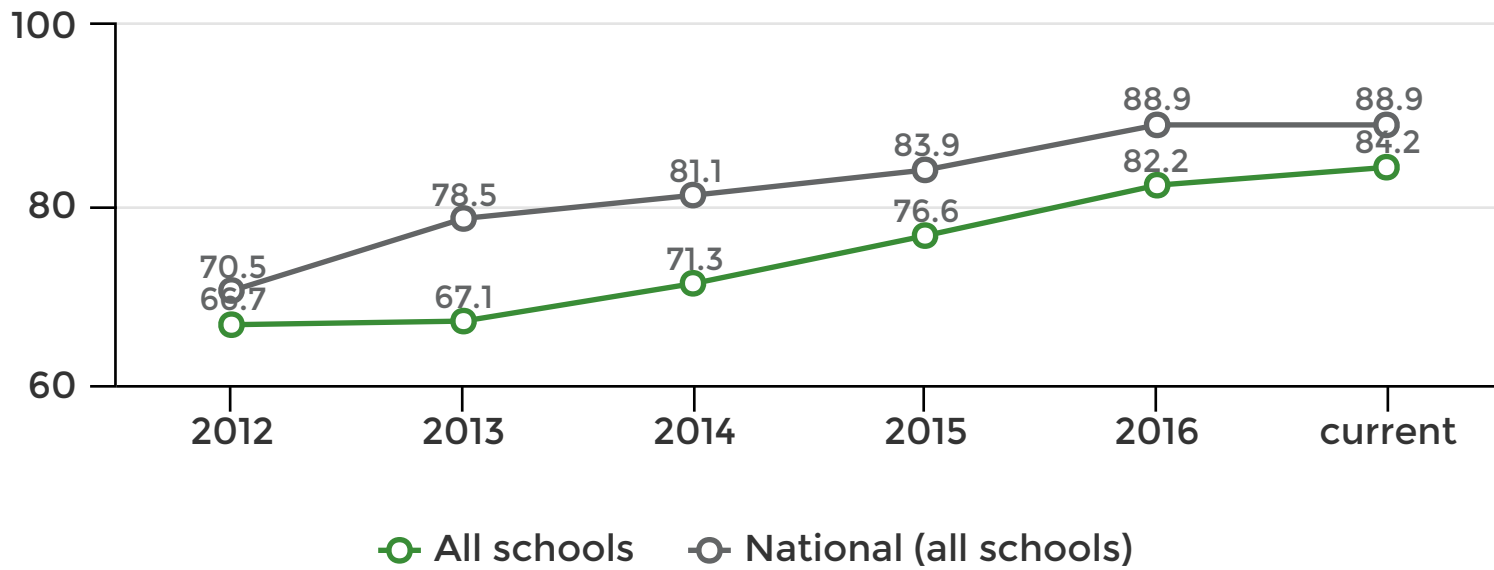


- The percentage of good/better Sheffield schools ended 2016/17 at 84.2% which is the highest figure that Sheffield has seen and the closest gap to the national figure since 2012.
- The proportion of good/better schools had increased overall (all sectors) by 8% in the past two years (and by 13% since January 2015).
- 70% of inspections in 2016/17 resulted in a good or outstanding outcome compared to 66% of inspections in 2015/16.
- The RAG rating remains 'Amber' as two schools received inadequate judgements in 2016/17 and too many schools retained requires improvement judgements..

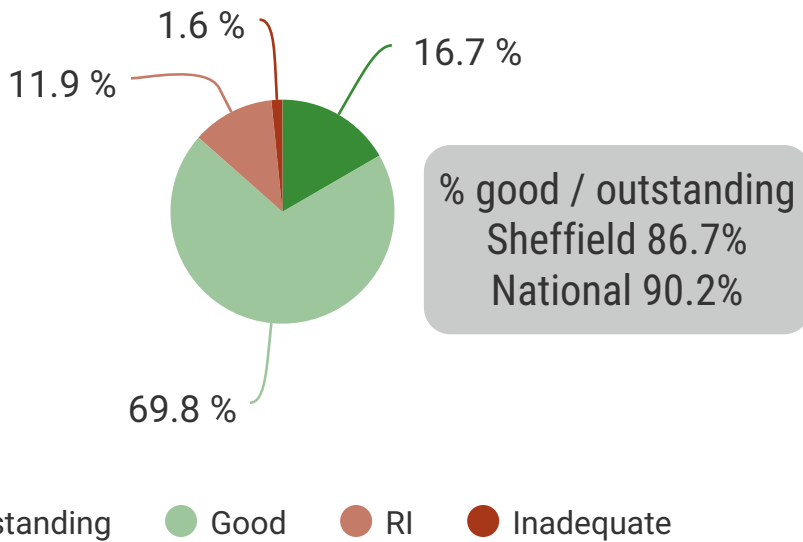


School Inspection Outcomes
Inspection summary

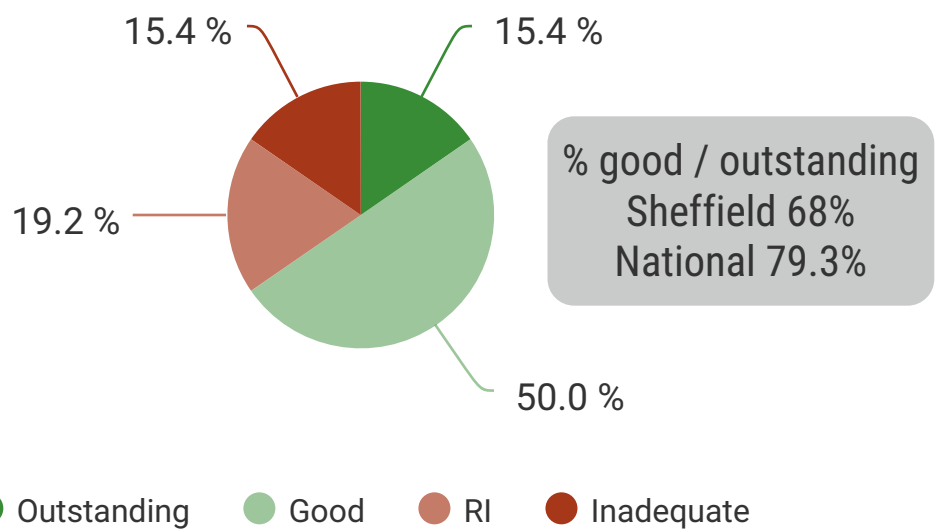
% of schools good or outstanding



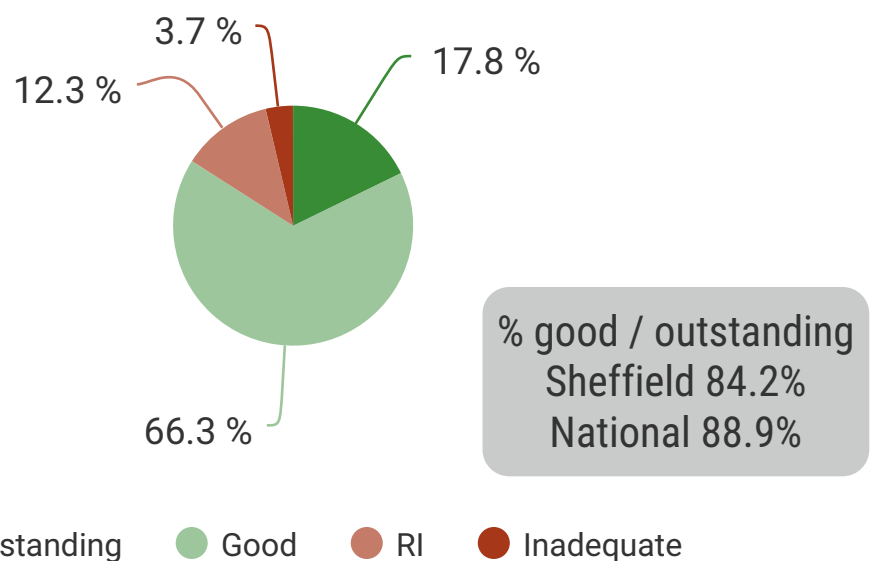
Primary



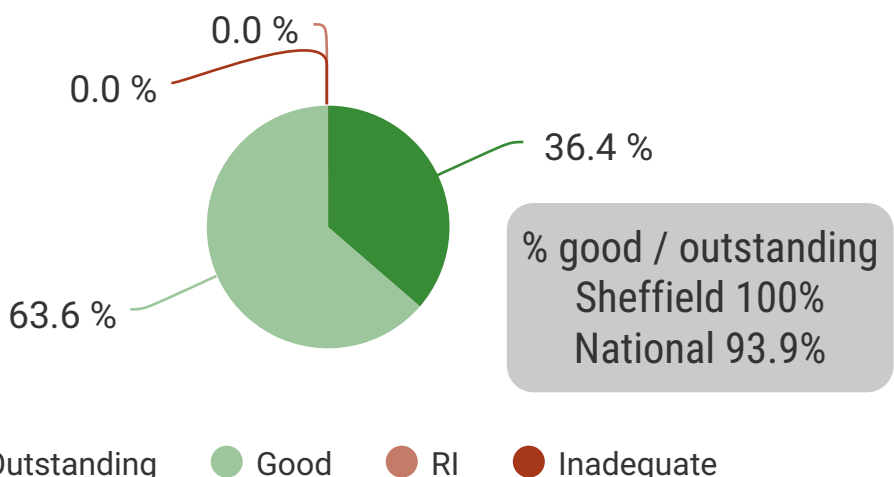
Secondary



All schools



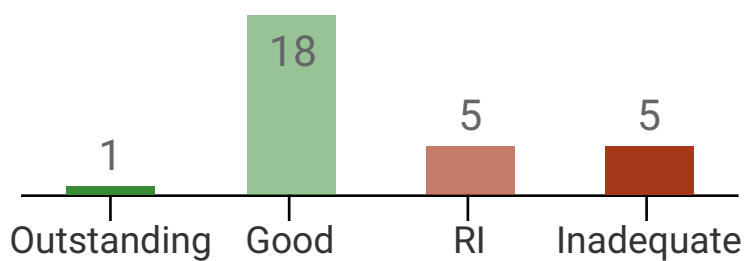
Special



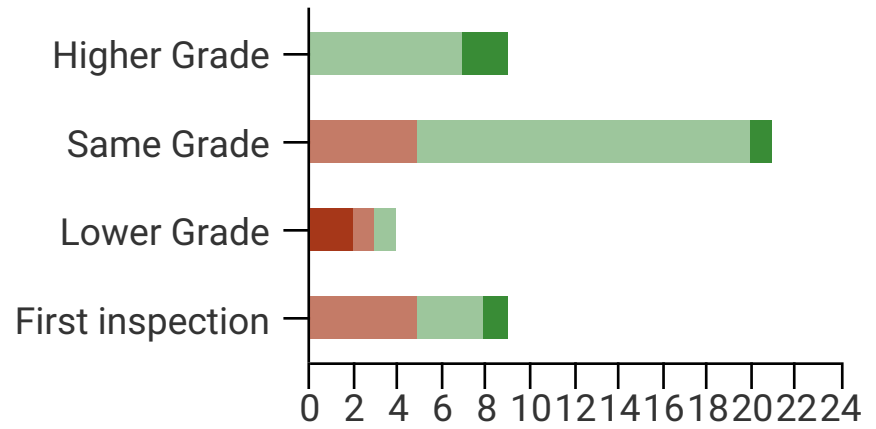
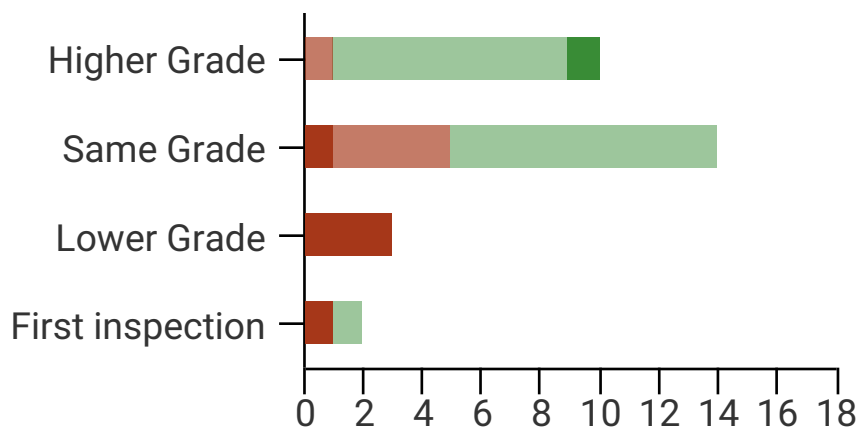
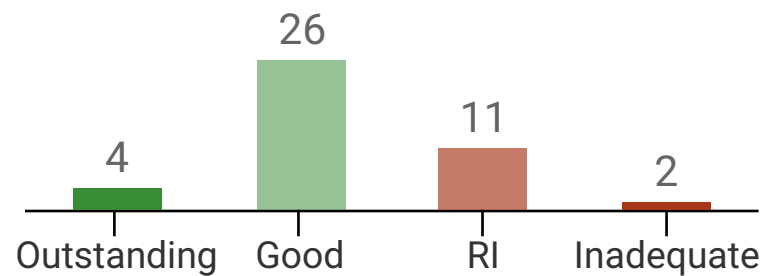


School Inspection Outcomes Inspection outcomes by academic year

Summary of 15/16 inspections
(29 total: 24 primary, 5 secondary)



Summary of 16/17 inspections
(43 total: 34 primary, 6 secondary, 3 special)



■ Outstanding ■ Good ■ RI
■ Inadequate

■ Outstanding ■ Good ■ RI
■ Inadequate

Notes

1 primary school (Acres Hill (4 - inadequate)) has converted to sponsored academy status since 1st September 2016. This school is considered to have no Ofsted judgement until their first inspection as an academy.

4 schools (Wincobank, Concord, Outwood City, Forge Valley) have had their first inspection as a sponsored academy. Inspection data above includes short inspections.

Primary (134 schools, 9 schools have no current ofsted judgement):

St Marys CE, Emmanuel, Valley Park, High Hazels NI, High Hazels Jun, Wisewood, Lower Meadow, Abbeyfield, Acres Hill

Secondary (28 schools, 2 schools have no current ofsted judgement):

Oasis Don Valley, UTC Sheffield Olympic Legacy

Special (11 schools - all have a current judgement):

Special includes Paces (non-maintained special school but included by Ofsted)

Outcomes for other phases

PRU (1 school) - Sheffield Inclusion Centre is graded 3 (requires improvement)

Nursery (2 schools) - Broomhall (1 - outstanding) & Grace Owen (2 - Good)

FE (not included in 'all schools' above) - Sheffield College (3 - RI), Longley (2 - Good)

Through schools - Through schools are included in the secondary data. Oasis Don Valley & Hinde House primary phases are not included in the primary Ofsted list.



Pupil outcomes

Objective: The outcomes for Sheffield children, at the end of each stage of learning, reaches and exceeds that of statistical neighbours and national averages.

- ✓ Initial analysis of 2017 outcomes in Foundation Stage, KS1 and KS2 continue to demonstrate broadly nationally average performance.
- ✓ KS4 - Progress 8 was positive in 2016
- ⚠ LA national rankings exceeded deprivation rank across the majority of headline measures in 2016



- Improved relative performance across all key stages appears to have been maintained in 2017, subject to further analysis of national data.
- The RAG rating remains Amber as we determined that it should not be Green until all key measures at least matched national, with some exceeding.
- Further analysis of 2017 performance at each key stage will inform the October update of this document.



Outcomes for vulnerable pupils (awaiting update alongside data groups)

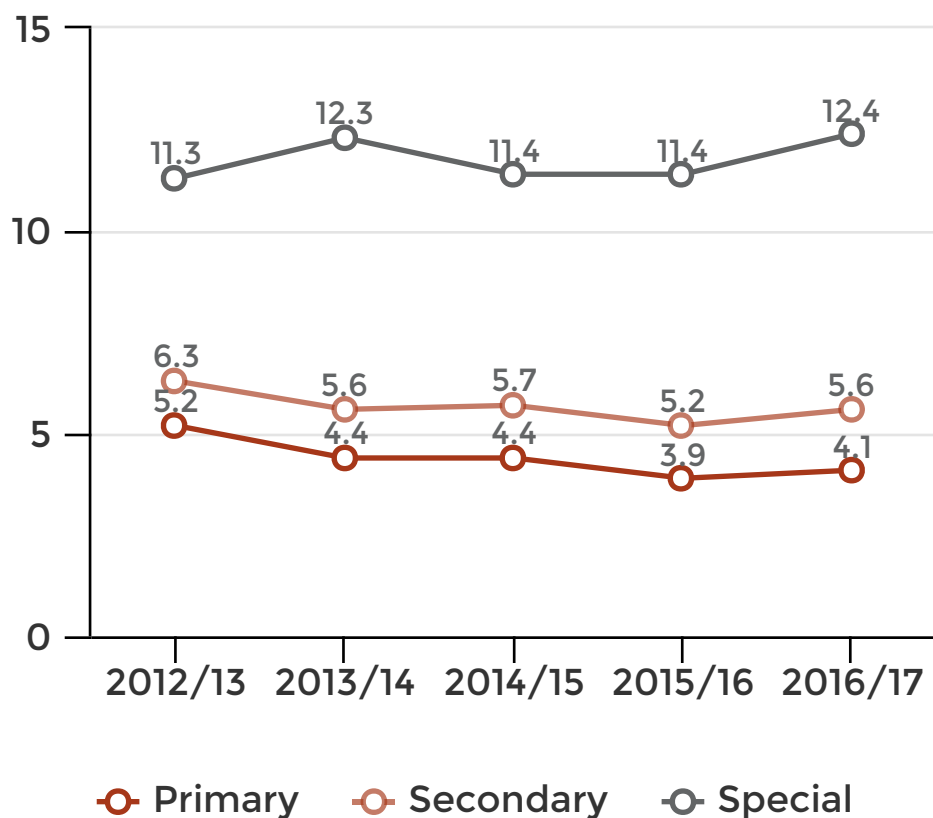
Objective: The gaps in outcomes between identified groups of vulnerable Sheffield children and the Sheffield average pupil performance are narrowed at the end of each key stage.

- ⚠ Absence in all phases had increased slightly in the autumn term.
- ⚠ Persistent absence has increased slightly in the autumn term.
- ⚠ Fixed and permanent exclusions are still too high.
- ✓ Analysing outcomes by prior attainment shows that Sheffield meets or exceeds national performance for the majority of prior attainment groups and measures.
- ⚠ The attainment of disadvantaged pupils is improving across all key stages but the gaps between disadvantaged and non-disadvantaged pupils are not closing fast enough.
- ✓ EAL and BME pupils make better progress than their peers.
- ⚠ SEN gaps are not closing rapidly enough and SEN pupils make less progress than their peers.



- Latest benchmarking data for autumn and spring terms in 2015/15 shows an improvement in primary attendance with Sheffield moving into the 3rd quartile.
- Despite improvements last year, the 2016/17 autumn term has seen an increase in absence in all phases compared to the same period in previous years.
- Absence in the Special sector has increased by 1 % point.
- Persistent absence has increased slightly in all sectors in the autumn term: by 1.4% in primary to 11.6%, by 2.2% in secondary to 15.7% and up by 2.1% in special to 34.9%.
- Overall rates of fixed term exclusion fell in the first term of 2016/17 in both primary and secondary.
- There was a slight increase in fixed term exclusions for White British pupils in primary but rates for BME pupils reduced
- The number of permanent exclusions in the autumn and spring term has increased by 17 pupils in secondary and decreased by 2 pupils in primary compared to the same period last year. BME pupils account for a smaller proportion of permanent exclusions than in previous years.

School absence, autumn term



Fixed-term exclusions, autumn term

